



District Report Card: 2017


| | |
|-------------------------|--------------------------|
| State: Jharkhand | District: Jamtara |
| Class: 3 | Subject: EVS |
| Schools: 61 | Students: 945 |


Participation/Coverage


Students

| GENDER  | Boys | | Girls | |
|--|--------|-------|--------|-------|
| | Number | % | Number | % |
| | 458 | 48.47 | 487 | 51.53 |

| AREA  | Rural | | Urban | |
|---|--------|-------|--------|------|
| | Number | % | Number | % |
| | 898 | 95.03 | 47 | 4.97 |

| CATEGORY  | SC | | ST | | OBC | | GEN | |
|--|--------|-------|--------|-------|--------|-------|--------|------|
| | Number | % | Number | % | Number | % | Number | % |
| | 99 | 10.48 | 238 | 25.19 | 600 | 63.49 | 8 | 0.85 |

| CWSN  | LD | VI | HI | S&LD | ID | Oth |
|--|----|----|----|------|----|-----|
| | 1 | 3 | 0 | 1 | 0 | 15 |

| Management  | Government | | Government-aided | |
|--|------------|-------|------------------|------|
| | Number | % | Number | % |
| | 935 | 98.94 | 10 | 1.06 |

Average Performance of Students in EVS (%)

| Overall | Gender | | Area | | Management | | Social Group | | | |
|---------|--------|--------|-------|-------|------------|-------|--------------|-------|-------|-------|
| | Male | Female | Rural | Urban | Govt. | Aided | SC | ST | OBC | GEN |
| 60.95 | 61.98 | 59.99 | 60.48 | 69.93 | 61.30 | 28.67 | 57.51 | 62.72 | 60.66 | 73.33 |

Performance on Learning Outcomes (LOs)

| Learning Outcomes | Description | Average Performance(%) |
|-------------------|---|------------------------|
| E302 | Identifies simple features (e.g. movement, at places found/ kept, eating habits, sounds) of animals and birds in the immediate surroundings. | 51.96 |
| E303 | Identifies relationships with and among family members | 60.66 |
| E304 | Identifies objects, signs (vessels, stoves, transport, means of communication, transport, signboards etc.), places (types of houses/shelters, bus stand, petrol pump etc.) activities (works people do, cooking processes, etc.) at home/school/neighborhoods | 62.44 |
| E305 | Describes need of food for people of different age groups, animals/birds, availability of food and water and use of water at home and surroundings | 65.34 |
| E307 | Groups objects, birds, animals, features, activities according to differences/similarities using different senses. (e.g. appearance/place of living/ food/ movement/ likes-dislikes/ any other features) | 65.49 |
| E309 | Identifies directions, location of objects/places in simple maps using signs/symbols/verbally | 54.98 |
| E310 | Guesses properties, estimates quantities of materials/activities in daily life and verifies using symbols/non-standard units | 66.56 |
| E311 | Records observations, experiences, information on objects/activities/places visited in different ways and predicts patterns etc. | 49.31 |
| E313 | Observes rules in games (local, indoor, outdoor) | 26.09 |
| E314 | Voices opinion on good/bad touch , stereotypes for tasks/play/food in family w.r.t gender, misuse/wastage of food and water in family and school. | 67.83 |

| Range of Performance of Students who Answered Correctly | | | | | | | |
|---|-------|-----------|-------|-----------|-------|-----------|-------|
| Below 30% | | 30% - 50% | | 50% - 75% | | Above 75% | |
| Number | % | Number | % | Number | % | Number | % |
| 157 | 16.61 | 155 | 16.40 | 300 | 31.75 | 333 | 35.24 |

Lowest Performing Learning Outcomes (LOs)

1 - Observes rules in games (local, indoor, outdoor) (26.09)

2 - Records observations, experiences, information on objects/activities/places visited in different ways and predicts patterns etc. (49.31)

3 - Identifies simple features (e.g. movement, at places found/ kept, eating habits, sounds) of animals and birds in the immediate surroundings. (51.96)

4 - Identifies directions, location of objects/places in simple maps using signs/symbols/verbally (54.98)

5 - Identifies relationships with and among family members (60.66)